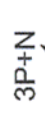


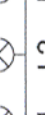
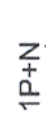




LEGENDĂ / LEGEND:


3P+N

 Automatic switcher with thermal and electro-magnetic protection;


3P

 Automatic switcher with thermal and electro-magnetic protection;


Lămpi semnalizare
 L1
 L2
 L3


1P+N

 Automatic switcher with thermal and electro-magnetic protection;

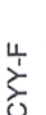
3P+N

 Fore-pole disconnect;

Racord electric ;

 Electric connection ;

Contactor electromagnetic tripolar pentru c.a./
 K2
 Three poles electromagnetic contactor for a.c

Contactor electromagnetic bipolar pentru c.a./
 K3
 Two poles electromagnetic contactor for a.c

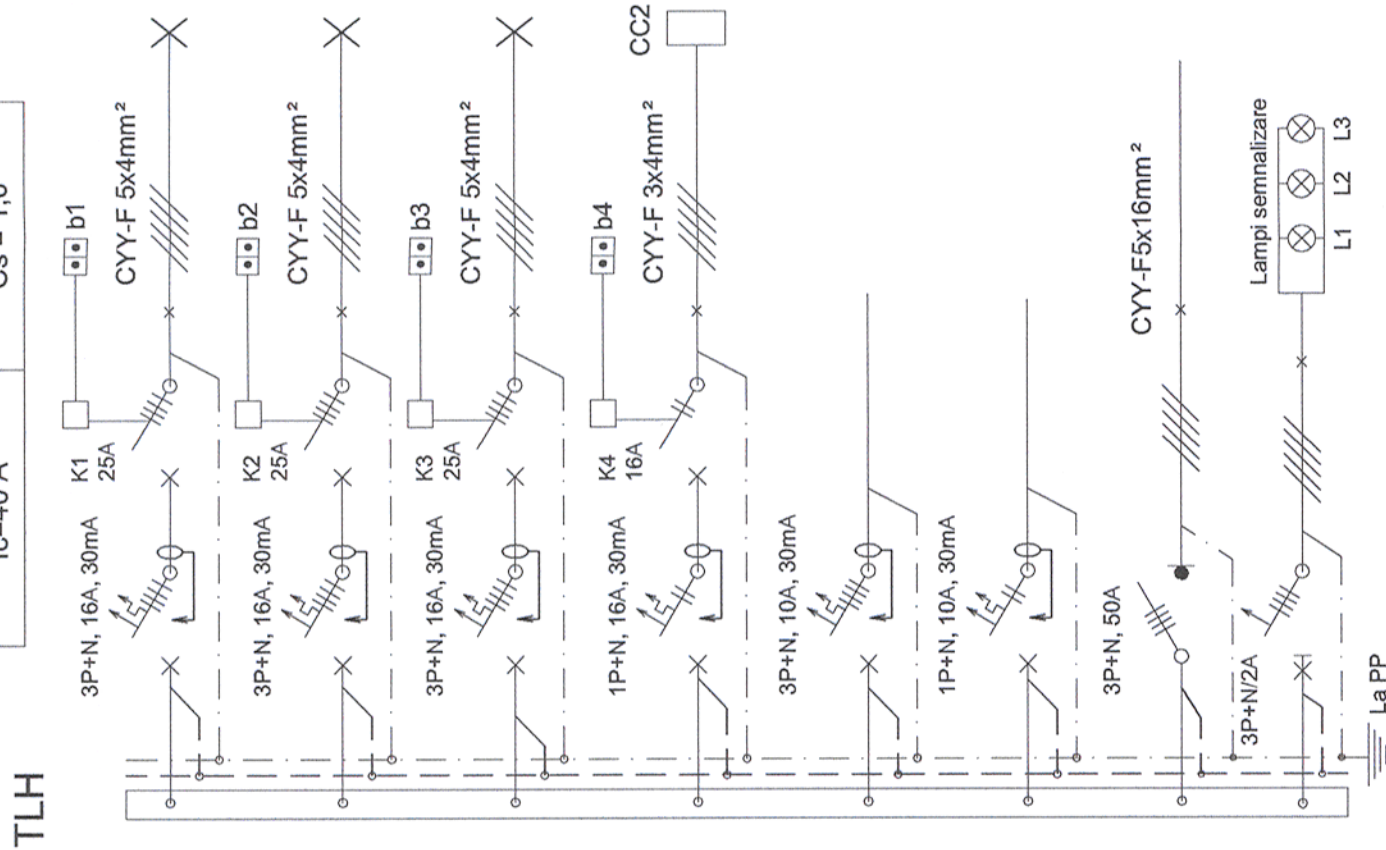
Cheie selectoare cu 2 pozitii fixe (0-1)/
 b1
 Cam switch with 2 positions stay put (0-1)

CYY-F

 Cable with copper conductors, PVC insulation, enhanced delay upon flame propagation;

Notă/ Note:
 Schemele monofilare se vor consulta împreună cu planurile de electrice.
 În cazul în care se vor achiziționa echipamente (utilaje) electrice cu caracteristici tehnice diferite, față de cele prevăzute în proiect, se va redimensiona schema monofilară.
 Orice greșeala sau neconcordanță găsită, executorul are obligația de a atrage atenția proiectantului, alții executorul va fi responsabil pentru acestea.
 The single-wire diagrams will be read together with the layouts plans.
 If purchased electrical equipment (machinery) have different characteristics, from those in the project, the single-wire diagrams will be resized.
 The contractor has to draw the attention of the designer with regard to any error or incongruity encountered, otherwise the contractor will be responsible for it.

**SCHEMĂ MONOFILARĂ TABLOU ELECTRIC TLH (ILUMINAT GENERAL HALA)/
 MONOFILAR ELECTRICAL SCHEME FOR TLH ELECTRIC PANEL (GENERAL LIGHTING HALL)**

PI = 26,46 kW
 Pa = 26,46 kW
 I_c = 40 A
 U_n = 400 V.c.a
 Cosφ = 0,95
 Cs = 1,0



| Circ. | Nr. rec. LL/LP | Pi [kW] | | | Ic | Observații/ Observations |
|-------|----------------|---------|------|------|------|--|
| | | L1 | L2 | L3 | | |
| C1 | 15LL | 2.5 | 2.5 | 2.5 | 11.4 | Iluminat general hala General lighting Maintenance Hall |
| C2 | 15LL | 2.5 | 2.5 | 2.5 | 11.4 | Iluminat general hala General lighting Maintenance Hall |
| C3 | 15LL | 2.5 | 2.5 | 2.5 | 11.4 | Iluminat general hala General lighting Maintenance Hall |
| C4 | 11LL | 1.0 | - | - | 4.4 | Iluminat copertina Canopy lighting Maintenance Hall |
| C5 | R | 0.7 | 0.7 | 0.7 | 3.0 | Rezerva Reserve |
| C6 | R | 1.0 | - | - | 4.6 | Rezerva Reserve |
| - | ΣPi= | 26.46 | 8.17 | 8.17 | 40 | Alimentare Tabloul din TGD Electric panel supply from TGD |

**Acest plan anulează și înlocuiește planul nr. PT.03.03.28.IE.07.021
 elaborat la data 01.2013.
 This layout plan canceled and replaced layout plan no. PT.03.03.28.IE.07.021
 prepared on 01.2013.**



Verificator / Expert
 Checker / Expert

Semnătura
 Signature

Referat / Expertiză
 Report / Expertise

European Investment Bank

MINISTERUL TRANSPORTURILOR

BENEFICIAR / BENEFICIARY:

CFR

COMPANIA NAȚIONALĂ DE CĂI FERATE "CFR" SA

PROIECTANT / DESIGNER:

PÖYRY

| | | | |
|-------------------|---------------------------|---------------|---------|
| Aprobat Approved | Șef de echipă Team leader | C. Teodorescu | 01.2013 |
| Verificat Checked | Expert Cheie Key Expert | D.A. Stănescu | 01.2013 |

| | | | |
|--------------------------------|--|--------------|---------|
| Subcontractant / Subcontractor | VIOTOP | | |
| Aprobat Approved | Adjunct Șef de echipă Deputy Team leader | A.M. Baicu | 01.2013 |
| Proiectat Designed | Inginer Engineer | M. Ciocirian | 01.2013 |

"Reabilitarea liniei c.f. Frontieră - Curtici - Simeria, parte componentă a coridorului IV Pan - European pentru circulația trenurilor cu viteză maximă de 160 km/h"

"Rehabilitation of the Railway Line Border - Curtici - Simeria, component Part of the IV Pan - European Corridor for the Trains Circulation with maximum speed of 160 km/h"

Tronsoanel 3: Gurasada - Simeria
 Section 3: Gurasada - Simeria

Denumire desen / Drawing name:
 Schema monofilară tablou TLH - Hală mentenanță Simeria
 Simeria Maintenance hall - Unifilar diagram for TLH panel

| | | | |
|---------------|--------------------|--------------------------|---------|
| Scara / Scale | Revizia / Revision | Cod desen / Drawing Code | Nr / No |
| - | 1/05.2013 | PT.03.03.28.IE.07.021 | 21/27 |